

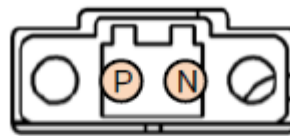
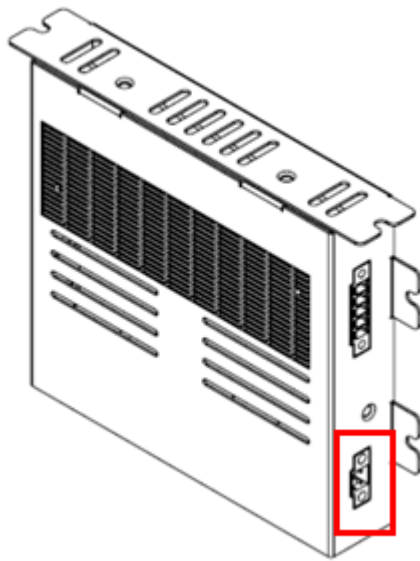
- Setup Guide - StandAlone** 1
- Device Install 1
- Setup 2
- Connect Check 2
- Config 3
- Test 3
- Firmware Update 3

Setup Guide - StandAlone

× Stand Alone EtherCAT Setup Quick Guide

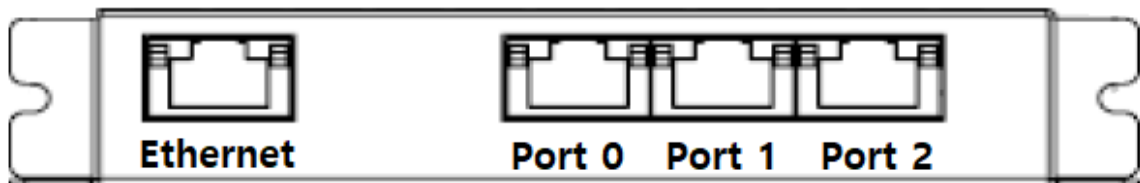
Device Install

- DC 24V 가

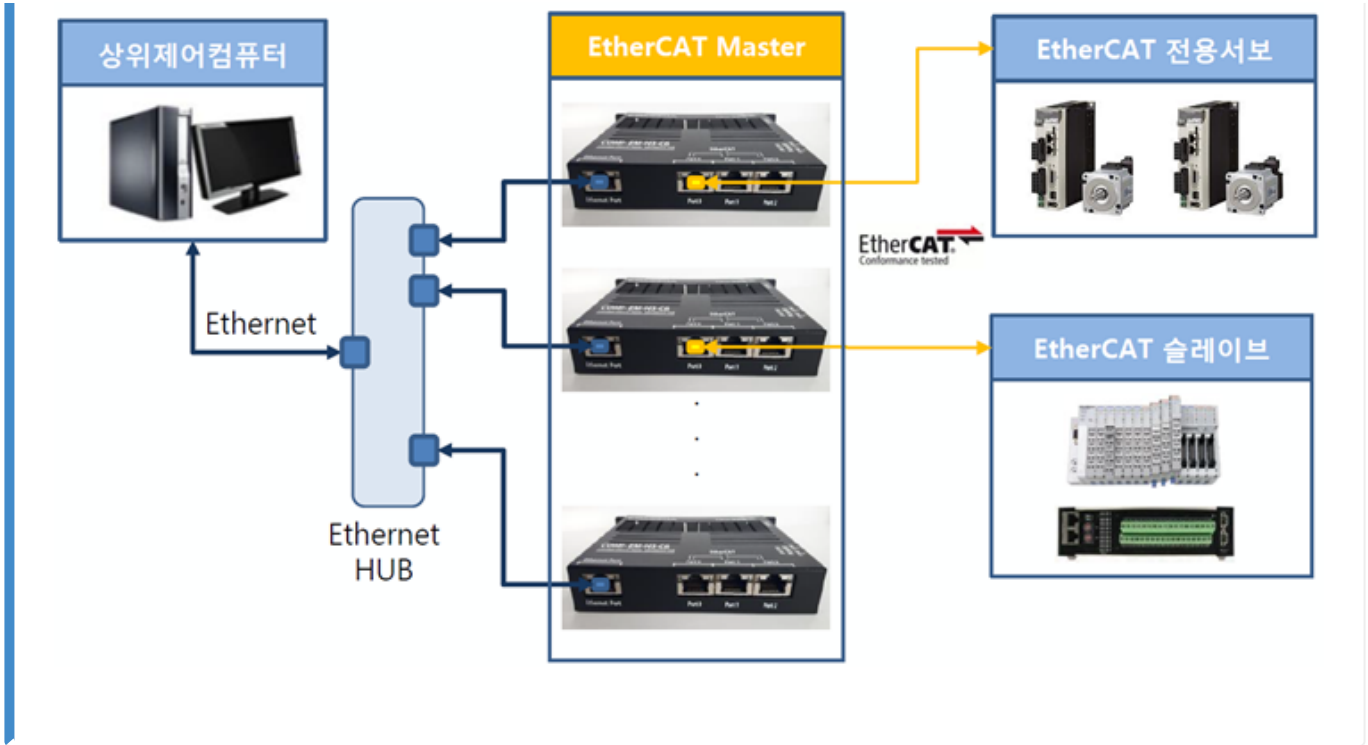


P	PWR DC P24V
N	PWR DC N24V

- PC, Slave



- 'Ethernet Port' PC
- EtherCAT Port ('Port 0' ~ 'Port 2') Slave



- LED 가 , 25

Setup

- Setup (Download) Setup
- Setup 가
 - DLL
- ComilDE
- Daemon
- ComilDE Device Load
- ComilDE , SW Version

Connect Check

- Cat.5e STP¹⁾
-

Config

- **Configuration**
- Slave **AI-State**가 **OP**가

Test

- **ComiIDE**
- Motion Test **Motion Test**

Firmware Update

- Firmware 가 , ComiIDE **Firmware Update**
- × , **DeviceID**

1)
Shielded Twisted-Pair CAT 5e

From:
<http://comizoa.co.kr/info/> - -

Permanent link:
http://comizoa.co.kr/info/doku.php?id=platform:ethercat:1_setup:10_setup_ip

Last update: **2024/07/08 18:23**