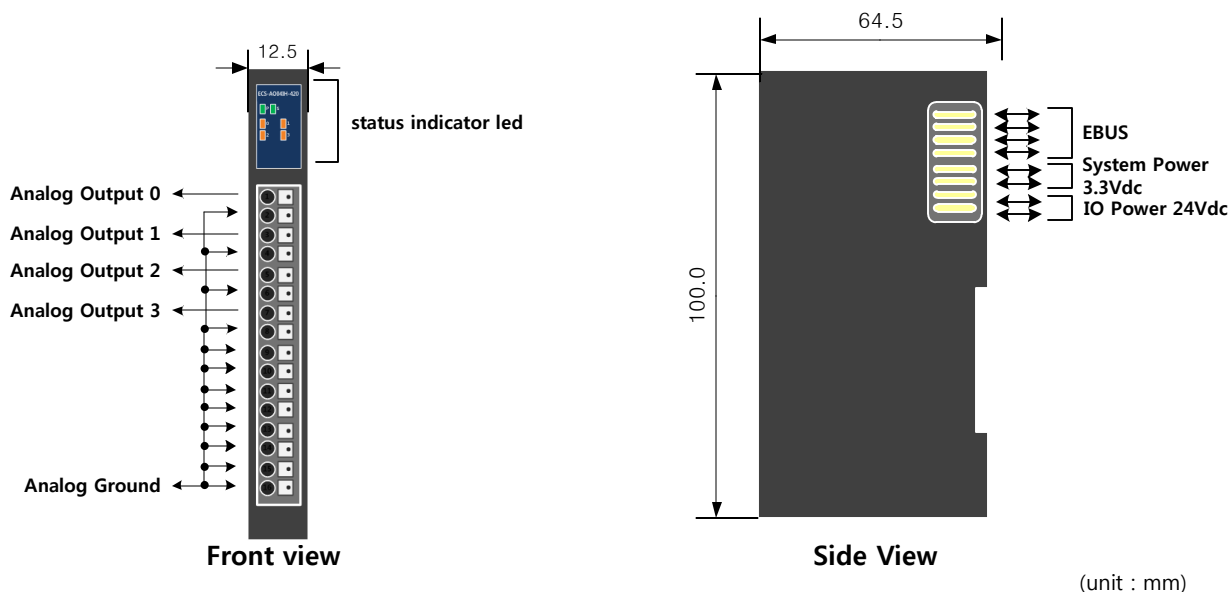




ECS-AO04IH-420 | 4 Analog Output, 16bit , Current 4mA~20mA

Outline Drawing



Specification

■ Analog Specification

ITEM	ECS-AO04IH-420
Number of Outputs	4 Output
Output type	Single Ended
Resolution	16bit(2's Compliment)
Voltage Output Range	4mA ~ 20mA
Isolation	Non-isolated Between Channels I/O to Logic : Photo Coupler isolation(3KV)
Error	Offset Error : $\pm 0.25\%$ Gain Error : $\pm 0.25\%$
Output Impedance	Typ. 50M Ω
Conversion Time	Min. 100us / All Channels
Wiring contact	LSF-SMT3.5-16P (Weidmuller)

■ Power Specification

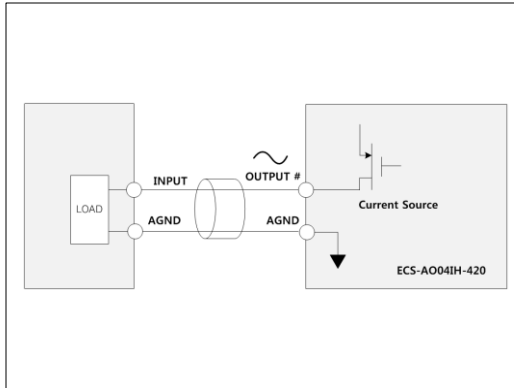
ITEM	ECS-AO04IH-420
Power Dissipation(System)	Max 100mA @ 5.0V DC
Power Dissipation(I/O)	Max 80mA @ 24.0V DC
Rated input voltage	24V DC (- 15%/+20%, ripple ratio within 5%) EN 61131-2

■ Environmental Specification

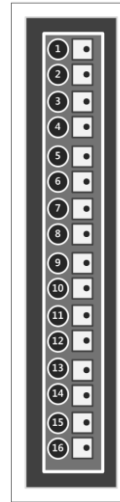
ITEM	ECS-AO04IH-420
Dimension	65 * 100 * 12.5 (mm)
Install	Industrial DIN rail
Operating Temperature Range	0°C ~ 50°C
Storage Temperature Range	-20°C ~ 80°C
Operating Humidity Range	5% ~ 90%RH, non-condensing
Storage Humidity Range	5% ~ 90%RH, non-condensing

Wiring

Circuit Diagram

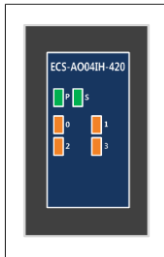


PIN MAP



1	OUTPUT 0
2	AGND
3	OUTPUT 1
4	AGND
5	OUTPUT 2
6	AGND
7	OUTPUT 3
8	AGND
9	AGND
10	AGND
11	AGND
12	AGND
13	AGND
14	AGND
15	AGND
16	AGND

Indicators



P	SYSTEM POWER LED	ON	SYSTEM POWER(5V DC) ON
		OFF	SYSTEM POWER(5V DC) OFF
S	EtherCAT AL STATE LED	OFF	INIT
		Blinking(slow)	PRE-OP
		Single Flash	SAFE-OP
		ON	OP
0-3	INPUT STATE LED	Flickering(fast)	BOOTSTRAP
		ON	Analog Out State
		OFF	Power-Down State

Analog Data

