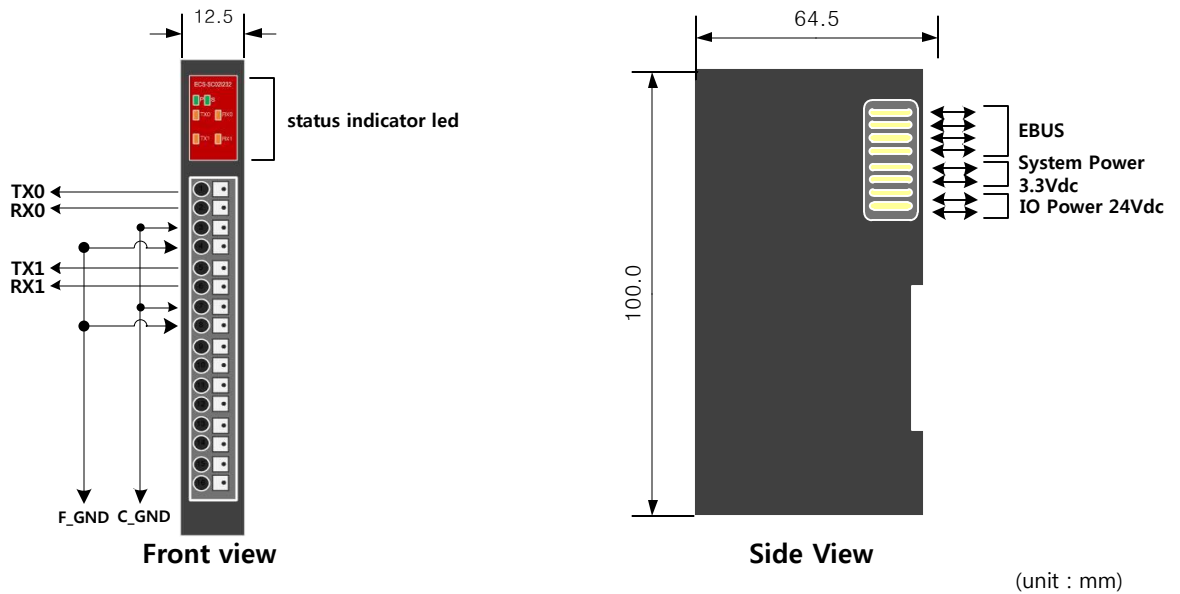


Outline Drawing



Specification

Serial Communication Specification

ITEM	ECS-SC02I232
Number of Channels	2 Channels
Protocol	RS232
Isolation	Serial Channel to Logic : Digital Isolators(2.5kV _{rms} for 1min)
Baud-rate	2400 ~ 38400 bps
Cable length	Max. 10m

Power Specification

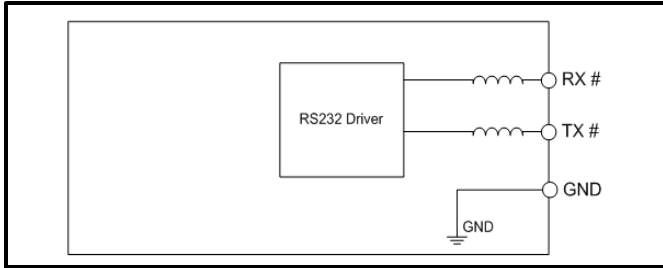
ITEM	ECS-SC02I232
Power Dissipation(System)	100mA @ 3.3V DC(normally)
Power Dissipation(I/O)	20mA @ 24.0V DC(normally)
Rated input voltage	24V DC (- 15%/+20%, ripple ratio within 5%) EN 61131-2

Environmental Specification

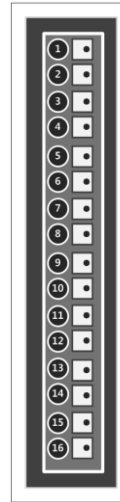
ITEM	ECS-SC02I232
Dimension	65 * 100 * 12.5 (mm)
Install	Industrial DIN rail
Operating Temperature Range	0°C ~ 50°C
Storage Temperature Range	-20°C ~ 80°C
Operating Humidity Range	5% ~ 90%RH, non-condensing
Storage Humidity Range	5% ~ 90%RH, non-condensing

Wiring

■ Circuit Diagram




■ PIN MAP



1	TX0
2	RX0
3	CGND
4	FGND
5	TX1
6	RX1
7	CGND
8	FGND
9	NC
10	NC
11	NC
12	NC
13	NC
14	NC
15	NC
16	NC

Indicators



P	SYSTEM POWER LED	ON	SYSTEM POWER(3.3V DC) ON
		OFF	SYSTEM POWER(3.3V DC) OFF
S	EtherCAT AL STATE LED	OFF	INIT
		Blinking(slow)	PRE-OP
		Single Flash	SAFE-OP
		ON	OP
TX0, RX0 TX1, RX1	SERIAL COMM. STATE LED	Flickering(fast)	BOOTSTRAP
		ON	Communicating
		OFF	No communicating

▣ CAUTION