

CNET Hardware Reference Manual



16CHANNEL **DIGITAL INPUT** MODULE

cnDV16-00

MAR 2016
©2016 COMIZOA, All rights reserved

Hardware Manual Revision : 1.0.1
Revision Data 2016. 03. 04

Table Of Contents

1	개요	1
2	제품사양	2
3	Wiring	3
4	Device ID Setting	4
5	Indicators	4
6	C-NET Baud Rate Setting	4

개요



CNET Series - cnDV16-00 (Digital NPN Input 16ch)

cnDV16-00은 커미조아의 CNET 기반 제어기의 16채널 Digital 입력 모듈입니다.
 각 채널의 내부 제어신호와 외부 입출력 신호는 포토커플러를 사용하여 절연됩니다.
 본 매뉴얼은 cnDV16-00의 하드웨어 구성과 기능에 대해 설명하는 하드웨어 매뉴얼입니다.
 CNET 시스템의 전반적인 내용은 CNET product System reference 매뉴얼을 참조 바랍니다.

제품사양
■ Digital Specification

ITEM	Details
Number of Inputs	Isolated 16 Input
Input type	Current sinking type (NPN)
Input Level Tolerant	Low (Min. 0V ~ Max 1.5V)
	High (Min. 5V ~ Max 24V)
Isolation	1000V Channel to Channel
Input Impedance	3.6 KOhm

■ Power Specification

ITEM	Details
Power Dissipation	120mA @ 24 V DC
Rated Input Voltage	24V DC (-15%/+20%, ripple ratio within 5%) EN 61131-2

■ Environmental Specification

ITEM	Details
Dimension	20 * 99(127) * 76 (mm)
Install	Industrial DIN rail
Operating Temperature Range	0°C ~ 50°C
Storage Temperature Range	-20°C ~ 80°C
Operating Humidity Range	5% ~ 90%RH, non-condensing
Storage Humidity Range	5% ~ 90%RH, non-condensing

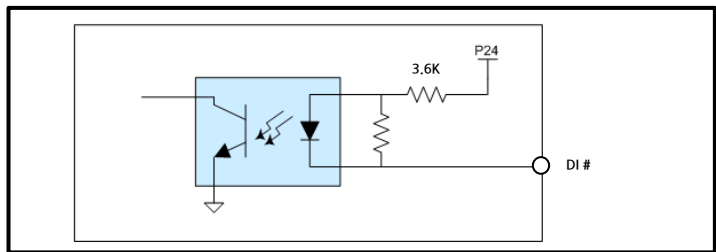

Dimension

Wiring

■ RJ45 Connector


		P1		P2					
		1	2	3	4	5	6	7	8
		1	NC	1	NC				
		2	NC	2	NC				
		3	RS485_D+	3	RS485_D+				
		4	NC	4	NC				
		5	NC	5	NC				
		6	RS485_D-	6	RS485_D-				
		7	NC	7	NC				
		8	NC	8	NC				

■ Circuit Diagram




■ PIN MAP

Ch 0 ~ 15




1	P24V	2	P24V	3	P24V	4	P24V	5	P24V
6	P24V	7	P24V	8	P24V	9	P24V	10	P24V
11	P24V	12	P24V	13	P24V	14	P24V	15	P24V
16	P24V	17	P24V	18	P24V	19	DI0	20	DI1
21	DI2	22	DI3	23	DI4	24	DI5	25	DI6
26	DI7	27	DI8	28	DI9	29	DI10	30	DI11
31	DI12	32	DI13	33	DI14	34	DI15	35	N24V
36	N24V	37	N24V	38	N24V	39	N24V	40	N24V
41	N24V	42	N24V	43	N24V	44	N24V	45	N24V
46	N24V	47	N24V	48	N24V	49	N24V	50	N24V


Device ID Setting

	NODE ID setting	MSB(1:0) * 16 + LSB
	NODE ID range	0 ~ 63

Indicators

			
PWR	SYSTEM POWER LED	ON	SYSTEM POWER(3.3V DC) ON
		OFF	SYSTEM POWER(3.3V DC) OFF
ACT	C-NET STATE LED	ON	C-NET COMMUNICATION ACTIVATE
		OFF	C-NET COMMUNICATION DEACTIVATE

C-NET Baud Rate Setting

	11	2.5Mbps
	10	5Mbps
	01	10Mbps
	00	20Mbps

Hardware Reference Manual Update List

No.	Version	Date	Changes in
1			
2	1.01	2016.03.04	글꼴변경 (나눔고딕, 굴림)

CNET Reference Manual

Copyright holder : COMIZOA CO.,LTD
Copyright (c) by COMIZOA CO.,LTD. All right reserved.
2016. 03. 04.



COMIZOA CO.,LTD
<http://www.comizoa.com>
Tel) +82 - 42 - 936 - 6500
Fax) +82 - 42 - 936 - 6507

All the details including figures and programs included in this manual is protected by Korean Copyright.
Any parts of this manual can be copied or distributed without COMIZOA's permission.